

Series 6 House Service Cut-outs

(SNE) 240/415V



Designed to comply with BS 7657, the well-established Series 6 range sets the standard for safety and convenience, for 240/415V House Service Cut-outs. It is especially suited to Separate Neutral and Earth (SNE) Systems.

Simple to install, the range comprises a single-pole and a single-pole-and-neutral and Earth model. The Cut-outs may be combined to form triple pole sets. All models can be rated up to 100A.

Socket-headed terminal screws (operated by a custom designed screwdriver) give positive engagement every time. In addition, all the phase terminal screws are held captive in the base of each unit.


As an alternative to fitting a fuselink, we can provide a solid link version, which is denoted by a red coloured fuse carrier.

Sharply serrated double entry phase and neutral terminals are suitable for Aluminium or Copper conductors up to 35mm².

Precise contact pips on our fuse clips together with tightly tolerated phosphor bronze springs, ensure low contact resistance - every time.

The busbarring in of new supplies is quick, safe and simple with our uniquely designed Busbar, which interconnects via the incoming cable entry ports of each unit.

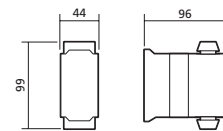
- **Glass Reinforced polyester (GRP) mouldings give high mechanical strength and will neither support combustion or track at working voltage.**
- **Busbarring facilities by means of an insulated Busbar which interconnects via the cable entry ports.**
- **CNE link, fitted in open position, closed by removing knockout between neutral and earth terminals and relocating link.**



Description	Product Code	
	60/80A	100A
Single Pole Cut-out	54141-03	54142-07
Single Pole and Neutral (with separate earth terminal & CNE link in open position)	54143-08	54144-04
Protection Chambers (with 2 PVC Bushes and blank entries)		
For Single Pole and Neutral and Earth set		54317-01
For Triple Pole and Neutral and Earth set		54318-02
Accessories and Spares		
2 way Busbar		54382-85
3 way Busbar		54382-41
Fuse Carriers	60/80A 54365-10	100A 54365-13
Insulated Hexagon Headed Screwdriver		53485-36
Solid link in red carrier (used in place of fuselink)		54365-05
Fuselink to suit 60/80A Carrier BS 1361 16 x 22 x 57mm	Fuselink to suit 100A Carrier BS 1361 16 x 30 x 57mm	
30A 58332-04	30A	58332-30
60A 58333-07	60A	58333-11
80A 58334-08	80A	58334-04
100A 58334-09	100A	58334-06
Isolator		
Single Pole and Neutral and Earth (fitted with red solid link carrier)		54361-01
Maximum Cable Sizes		
Phase and Neutral (incoming and outgoing)		35mm ²
Earth		25mm ²
Time switch		10mm ²

Note: For triple-pole-and-neutral and single-pole-and-neutral sets, the Cut-outs and protection chambers are supplied as separate items for on site assembly

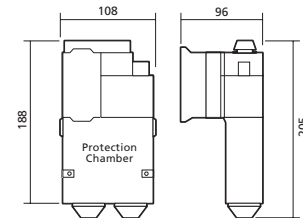
Single Pole



60A/80A
54141-03

100A
54142-07

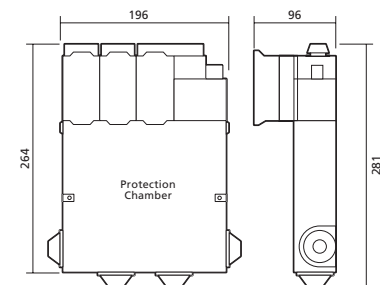
Single Pole and Neutral and Earth Set



60A/80A
54143-08
54317-01

100A
54144-04
54317-01

Triple Pole and Neutral and Earth Set

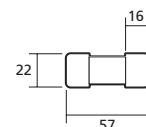


60A/80A
2 x 54141-03
1 x 54143-08
1 x 54318-02

100A
2 x 54142-07
1 x 54144-04
1 x 54318-02

All dimensions in mm

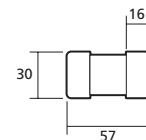
Fuselink to B1361 for use with 60A/80A carrier



Fuselinks available
from 20-80 amps

All dimensions in mm

Fuselink to B1361 for use with 100A carrier



Fuselinks available
from 30-100 amps

All dimensions in mm

WT Henley Limited

Silver Key, Church Manorway
Belvedere, Erith, Kent DA8 1EX, England

Telephone: +44 (0) 1322 444500

Facsimile: +44 (0) 1322 444502

Email: sales@wt-henley.com

Website: www.wt-henley.com



General Note The equipment detailed in this publication should be installed by a suitably qualified person. WT Henley Limited reserves the right to make changes in product specification without notice or liability. All information is subject to WT Henley's own data and is considered accurate at time of going to print.

© 2002 WT Henley Limited. All rights reserved. No part of this document may be copied or reproduced in whole or in part without prior written approval of WT Henley Limited.

